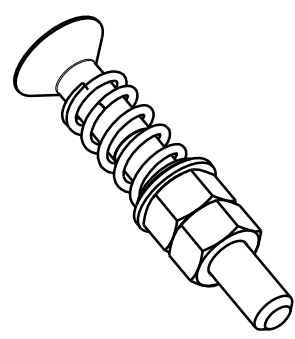


A B C D E F G


DRG. No. BT-10002
SHEET 1 OF 1

ISSUE .01
MODIFICATION
PROTO RELEASE
DATE DEC 2005

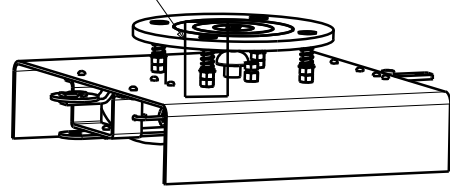


Isometric view
Scale: 2:1

TARGET PLATE FIXING ASSEMBLY DIMENSION TABLE			
DESC.	SIZE	LENGTH	QTY.
COUNTERSUNK SOCKET HEAD SCREW	M5	40	4
NUT	M5	-	8
FLAT WASHER	5mm	-	4
COIL SPRING	7-9mm DIA.	15mm (3/4 COMPRESSED)	4



Detail A
Scale: 3:1



GENERAL NOTES

- ASSEMBLY BUILT FROM STANDARD OFF-SHELF PARTS
- FOUR UNITS REQUIRED FOR EACH TARGET MACHINED COMPONENTS
- TOLERANCES UNLESS OTHERWISE STATED:
 LINEAR DIMENSIONS 100 AND UNDER $\pm 0.2mm$
 LINEAR DIMENSIONS OVER 100 AND UNDER 1000 $\pm 0.5mm$
 LINEAR DIMENSIONS OVER 1000 $\pm 1.0mm$
 ANGULAR DIMENSIONS $\pm 1'-0"$
 HOLE POSITIONS ± 0.25
- REMOVE ALL BURRS AND SHARP EDGES



THIRD ANGLE
PROJECTION
DO NOT
SCALE

IF IN DOUBT ASK
DRAWN D WYKES
DATE DECEMBER 2005

DIMENSIONS IN MILLIMETRES
SCALE 2:1

SHEET 1 OF 1

TITLE TARGET PLATE FIXINGS
A3 DRG. No. BT-10002

THIS DOCUMENT AND THE COPYRIGHT THEREIN ARE THE
PROPERTY OF D. WYKES.

